

CATTLEGROW LIVESTOCK MANAGEMENT MODULE

Your Digital Control Center for Livestock Operations

SYSTEM ONLINE



CattleGrow is a cloud-based control center that brings all your livestock operations together in one place. Accessible from any device with an internet connection.

DEEP OFS 1hr updated 11m ago

POSITIVE RESPONSES

32%

23%
TARGET

0
CATTLE COUNT

INVENTORY

0%

RESPONSE

32%

EFFORT

15%

LKD

28%

28,312
Accounts

4,383
Account



CHUTE MODE (WEIGHING)
Ready

CALVING BOOK
3 Births

STOCKING DENSITY
1.2 LU/Ha

BZB MARKETPLACE
2 Active

Argye cow PREMIUM YIELDS
Fodder as a Service →

Dem SPECIAL OFFER
Want to save up to 40% on animal feed? →

KEY CONCEPTS



Lote
Group of animals managed together



Corral
Physical pen for housing animals



ADG
Average Daily Gain (growth rate)



RFID
Radio Frequency Identification tag



Concept Overview



Optimize Operations



Integrated Data Flow

CHUTE MODE (WEIGHING)
Ready

CALVING BOOK
3 Births





STOCKING DENSITY
1.2 LU/Ha

B2B MARKETPLACE
2 Active


PREMIUM YIELDS
Fodder as a Service →

SPECIAL OFFER
Want to save up to 40% on animal feed? →

HOW TO ADD A NEW PEN

-  1. Click **"Pens"** in sidebar
-  2. Click **"Add Pen"**
-  3. Enter pen details
-  4. Click **"Save"**

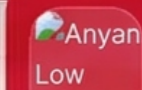



 CHUTE MODE (WEIGHING)
Ready

 CALVING BOOK
3 Births

 STOCKING DENSITY
1.2 LU/Ha

 B2B MARKETPLACE
2 Active

 **PREMIUM FIELDS**
Fodder as a Service [→](#)

 **SPECIAL OFFER**
Want to save up to 40% on animal feed? [→](#)

CattleGrow Livestock Management Module

Section 3: Workflow

WORKFLOW



POSITIVE RESPONDER

32

23%
TARGET

1



Set up corrals

2



Create lots

3



Add animals

4



Monitor growth

5



Record weights

6



Close lot



CHUTE MODE (WEIGHING)

Ready



CALVING BOOK

3 Births



STOCKING DENSITY

1.2 LU/Ha



B2B MARKETPLACE

2 Active

LOT MANAGEMENT

BEEF OPS last updated 1 hr ago

POSITIVE RESPONDER

32%

LKD

28%

20,312 Accounts



1. Click 'Lots'



2. Click 'Create Lot'



3. Select pen



4. Add animals



5. Click 'Save'




ANIMAL MANAGEMENT

SECTION 6: ANIMAL MANAGEMENT INSTRUCTIONS

-  Click 'Animals'
-  Click 'Add Animal'
-  Fill registration form
-  Click 'Save'

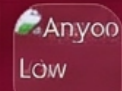


 CHUTE MODE (WEIGHING)
Ready

 CALVING BOOK
3 Births

 STOCKING DENSITY
1.2 LU/Ha

 B2B MARKETPLACE
2 Active

 **PREMIUM VIELDS**
Fodder as a Service

 **SPECIAL OFFER**
Want to save up to 46% on animal feed?

WEIGHT RECORDING



1 Click "Weights"



2 Select animal



3 Enter weight



4 Add notes (optional)



5 Click "Log"


PERFORMANCE METRICS

CattleGrow Livestock Management Module - **Section 8**

ADG: Average Daily Gain

2.5 lbs/day

Measures average weight increase. Key for efficiency monitoring.



DOF: Days on Feed

120 Days

Total days on specific feed. Market timing tool.

Projections: Growth Forecasts

180 Days

Predictive modeling for future weight, market date, and revenue. Optimizes resource planning.



Health Status: Animal Health Indicators

VACCINATIONS:	98%
TREATMENTS:	2%
BODY SCORE:	3.5 Avg

Tracks individual and herd health metrics. Early warning system.



Key Data Input:
Weights



Key Data Input:
Feed Intake



Key Data Input:
Health Records



Metric Calculation
Engine

EVENT MANAGEMENT

Section 9: CattleGrow Livestock Management Module

1. Click "Events"



3. Select event type



5. Click "Save"



2. Click "Add Event"



4. Enter details



CHUTE MODE (WEIGHING)
Ready

CALVING BOOK
3 Births

STOCKING DENSITY
1.2 LU/Ha

B2B MARKETPLACE
2 Active

PREMIUM VIELDS
Premium Event Logs →

SPECIAL OFFER
Want up Advanced Scheduling →

CLOSING AND REPORTS

Section 10

CattleGrow Livestock Management Module

POSITIVE RESPONDER

32%

23%
INVEST

0
CATTLE COUNT



1



Click 'Lots'

2



Select lot

3



Click 'Close Lot'

4



Generate report

5



Export data

