

CATTLEGROW DAIRY FARM MODULE

Your Digital Control Center for Dairy Farm Management



CattleGrow is a cloud-based control center that brings all your farm operations together in one place. Accessible from any device with an internet connection.




ACCESSING THE DASHBOARD

1



Open your web browser

2



Enter the CattleGrow URL

3





Select 'Dairy Farm' module

4



Log in with your credentials

 Overview

 Herd

 Milk

 Reproduction

 Health

 Feed

 Reports

TIP: Bookmark the CattleGrow URL for quick access

ANIMAL REGISTRATION

Section 3: Animal Registration



Click "Herd" in sidebar



Click "Add Animal"



Fill the registration form



Click "Save"

RFID Tag *	
Breed	
Gender	
Date of Birth	
Status	

IMPORTANT: All fields marked with * are required

HERD & ANIMAL PROFILE

Animal List Table

Search Status Breed

Search and filter the entire herd

RFID	Breed	Gender	Status	Last Updated
12345	Holstein	Male	Lactating	02/12/23, 10:21
12345	Holstein	Male	Lactating	02/12/23, 10:20
12346	Holstein	Male	Lactating	02/12/23, 10:21
12345	Bessie	Cow	Lactating	10/13/23, 10:21
12346	Bessie	Male	Lactating	02/12/23, 10:26
12347	Holstein	Male	Lactating	02/12/23, 10:28

Animal Profile Panel


- Basic Info
- Milk History
- Reproduction
- Health
- Weight

Animal: Bessie
Breed: Holstein
Status: Lactating





Example Data Cards integrated Data from Example Data Card

Click animal for detailed records




OVERVIEW DASHBOARD

 CattleGrow Dairy Farm Module

KPI cards

- Total Animals: **[125]** 
- Critical Alerts: **[2]** 
- Daily Milk Yield: **[450L]** 
- Avg. Temperature: **[38.5°C]** 

Quick Animal List

-  Bessie
-  Luna
-  Daisy

AI Insights Panel
Farm Health Score: **95/100**

Modern color palette
(accent #3B82F6)

Clean landscape
dashboard with
other elements

Plenty whitespace,
soft shadows, and
rounded cards

Clean
landscape, and other
relevant dashboard

NOTE: AI Insights
provides predictive
analytics for herd
management

MILK PRODUCTION TRACKING

1



Click 'Milk' module

2



Select animal

3




Enter milk quantity

4



Add notes (optional)

5



Click 'Log'

7 day milk yield chart



TIP: Monitor trends to identify changes in production

REPRODUCTION MANAGEMENT

Timeline



Heat Detection

Monitor signs of heat/estrus.



Insemination

AI or natural service.



Pregnancy

Confirm pregnancy status.



Calving

Manage birth process.

Event Logging Steps

Animal

Date

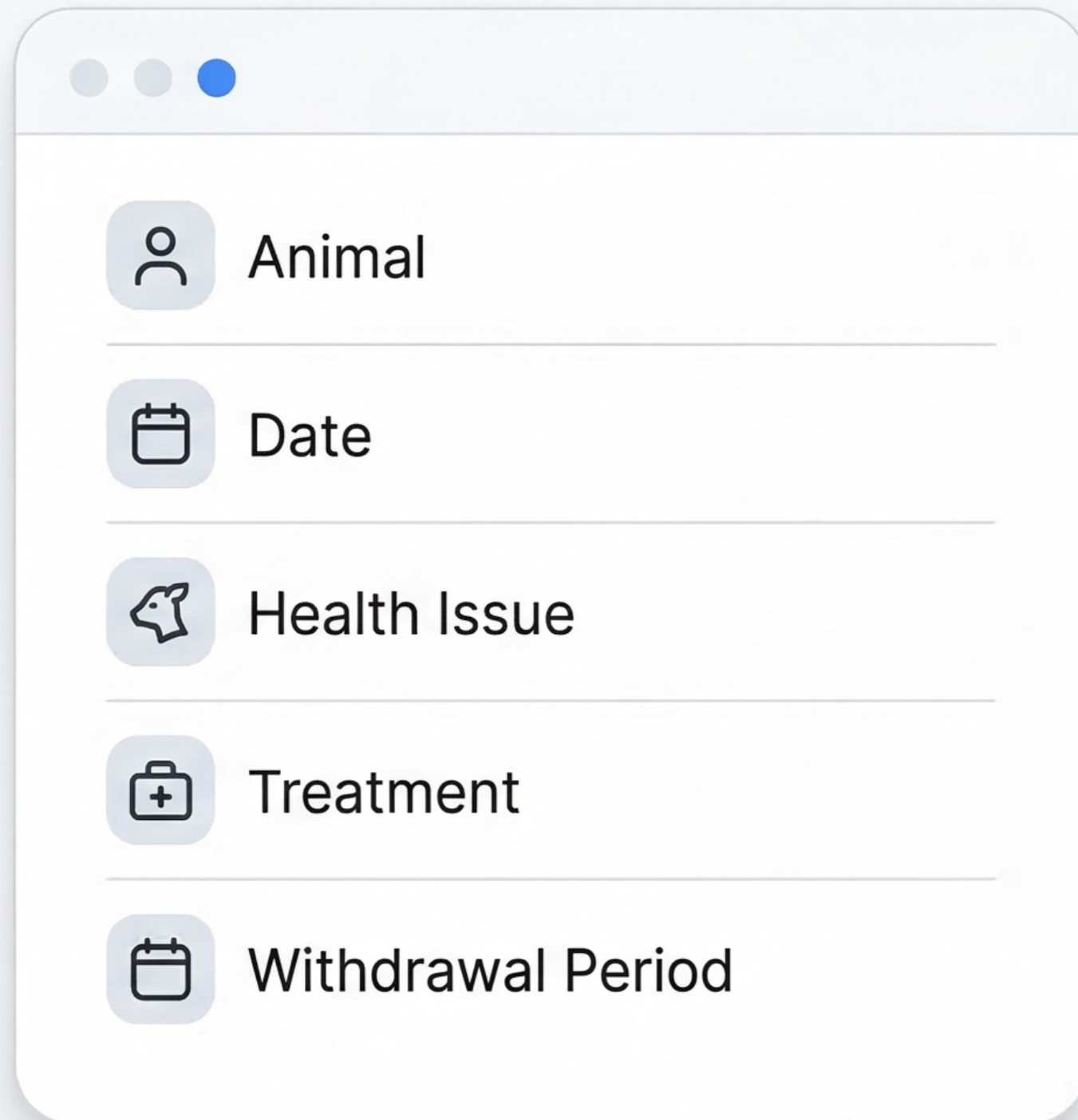
Event Type

Notes

IMPORTANT: Accurate recording improves breeding success

ANIMAL HEALTH (VET MODULE)

HEALTH EVENT FORM



The Health Event Form is a vertical stack of five input fields, each with a distinct icon and label. From top to bottom: 1. 'Animal' with a person icon. 2. 'Date' with a calendar icon. 3. 'Health Issue' with a dog head icon. 4. 'Treatment' with a first aid kit icon. 5. 'Withdrawal Period' with a calendar icon. Each field is separated by a thin horizontal line.

TREATMENT LOG EXAMPLE

Animal ID	Date	Diagnosis	Treatment Administered	Withdrawal End Date	Status
RMA001	05/08/22	Diagnosis	Pitaporianta	03/087/22	Active
RMA602	05/08/22	Diagnosis	Corrutrulctine	03/027/22	Complete
RMA635	05/08/22	Neoposis	Treatment withdrawal period	03/027/22	⚠ warning indicators
RMA636	05/08/22	Diagnosis	Treatment Administered	03/027/22	⚠ warning indicators
RMA007	05/08/22	Diagnosis	Diratomorine	03/027/22	⚠ warning indicators
RMA638	08/10/22	Fnemelmosis	Treatment Administer	03/027/22	Complete

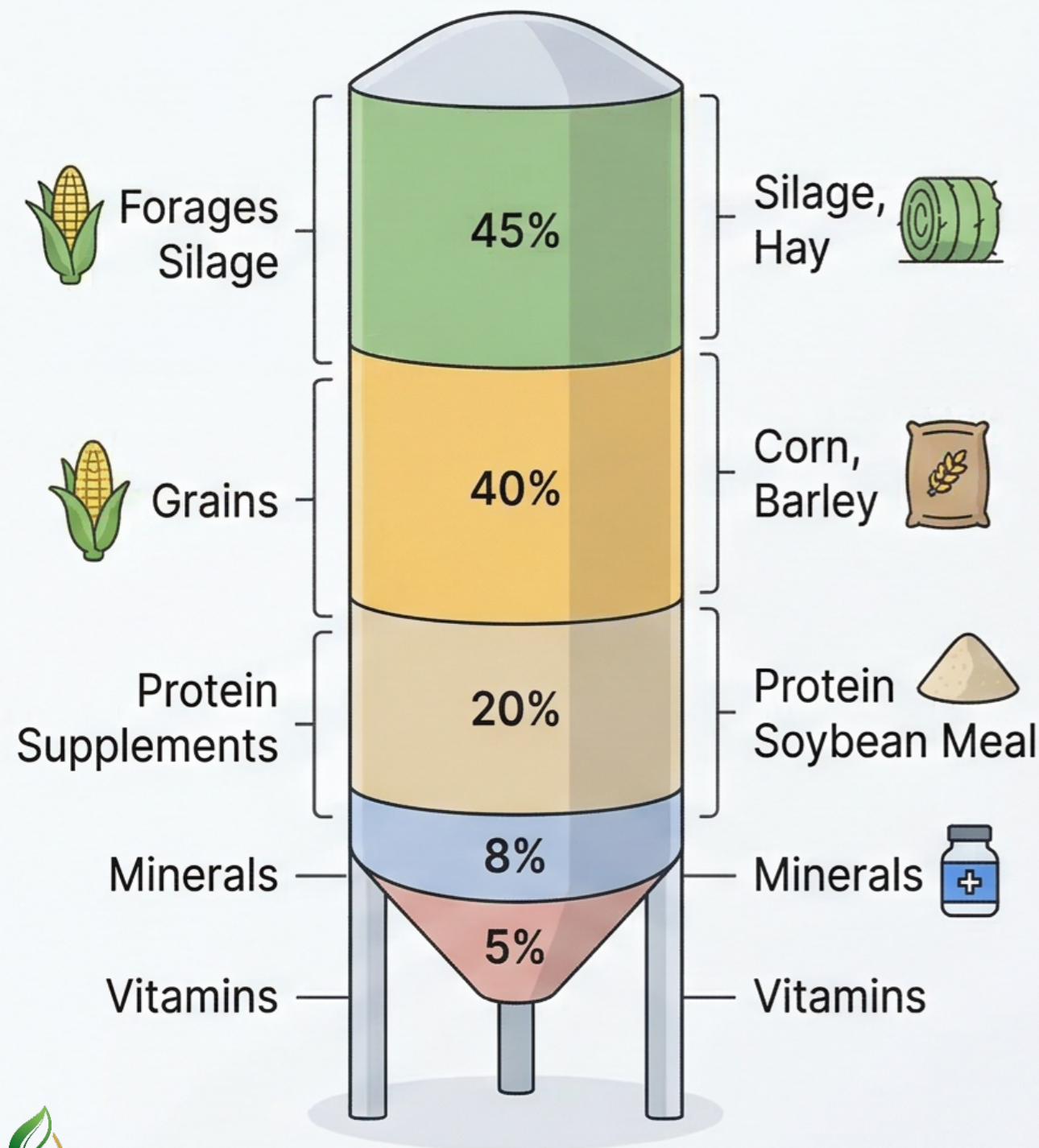
CALLOUT BOX

WARNING: Withdrawal alerts highlight when treatment periods are approaching

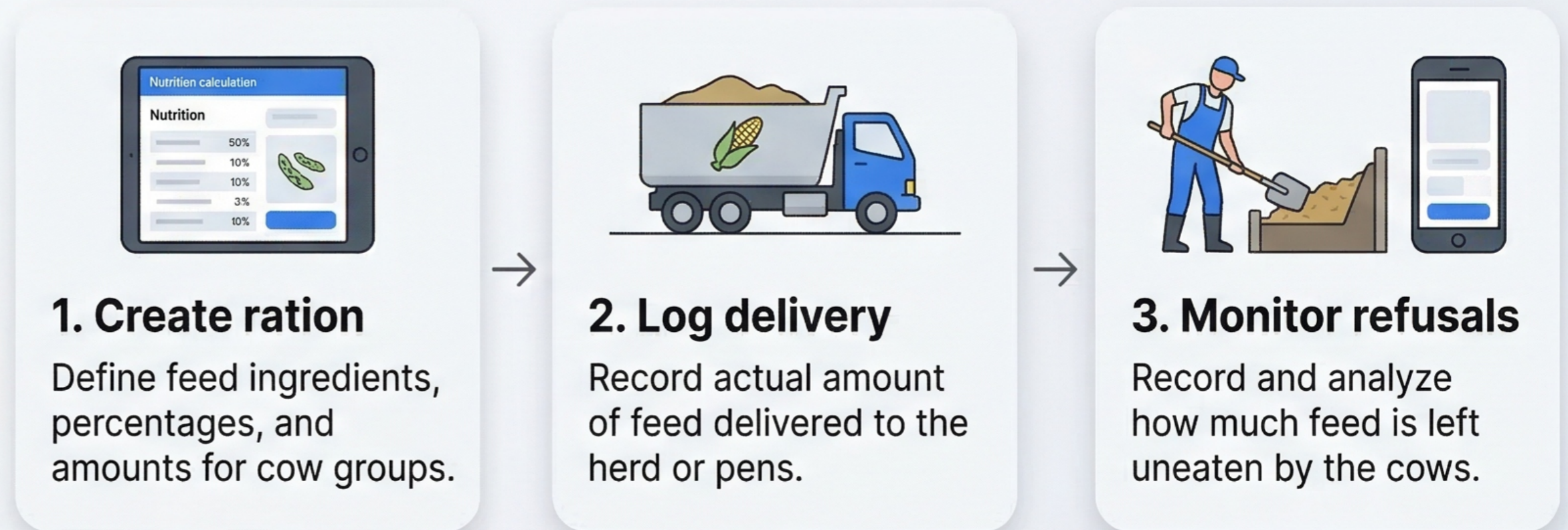
FEED & NUTRITION

Instructional landscape - Modern SaaS

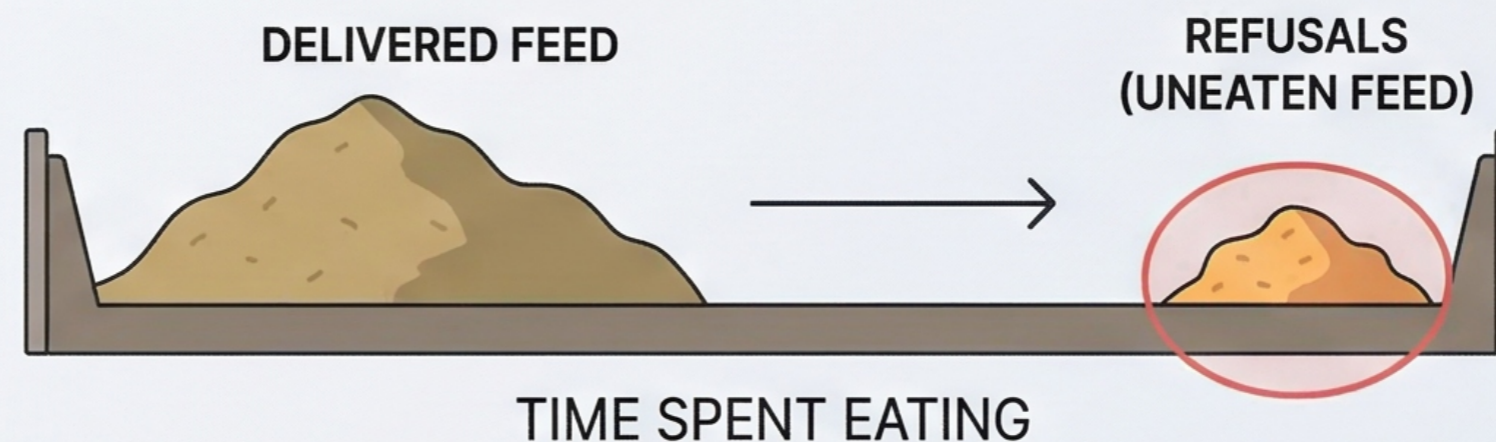
RATION COMPOSITION DIAGRAM



FEED LOGGING PROCESS FLOW



REFUSAL CONCEPT DIAGRAM



CALLOUT BOX

TIP: Monitor refusals to adjust rations

REPORTS & EXPORTS

 Export to Excel

 Export to PDF

DONE!
Your report is ready for download.

Example Report

Cow ID	Lactation Days	Milk Prod. (ml)	Productake (mm)	Feed Intake		
Cow0001	37	305.8	206.0	150.0	85.0	●
Cow0002	200	303.2	204.0	145.0	90.5	●
Cow0003	200	303.5	208.0	134.0	50.0	!
Cow0004	200	308.3	208.8	130.0	75.0	!
Cow0005	200	303.2	299.5	138.0	50.0	●
Cow0006	200	368.4	204.6	137.0	50.0	!



SMART COLLAR INTEGRATION

Data points display

Temperature: 38.5°C | Activity: High | Rumination: 8h



Real-time alert

Description

Real-time monitoring and alerts for optimal herd management

FUTURE FEATURE:

Coming soon to
CattleGrow